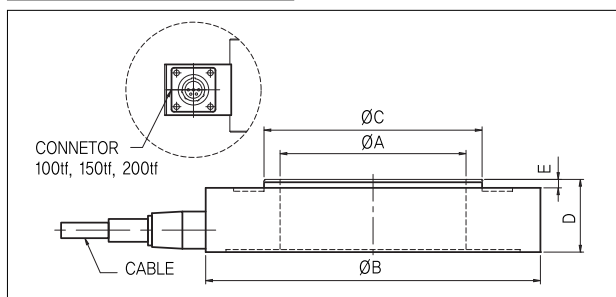
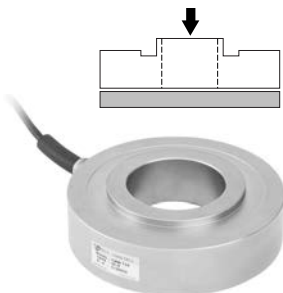
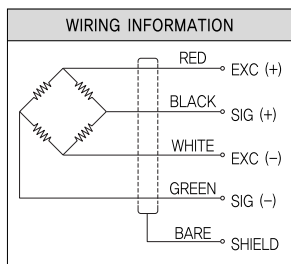


Slim Hollow Type Load Cell

>Model CWW

These load cells are extremely Slim and lightweight. Easy installation with hole in center. Designed for use in civil engineering measurement, these loads on tunnel supports and soil pressure on protective Walls to aid control in construction projects. Protection Class IP66



>SPECIFICATIONS

Specifications	Accuracy
Rated capacity(R.C.)	50kgf, 100kgf, 200kgf, 500kgf, 1t, 2t, 3t, 5t, 10t, 20t, 30t, 50t, 100t, 150t, 200t (490.3N, 980.7N, 1.961kN, 4.903kN, 9.807kN, 19.61kN, 29.42kN, 49.03kN, 98.07kN, 196.1kN, 490.3kN, 980.7kN, 1.961MN)
Rated output(R.O.)	1.5mV/V±0.4%
Nonlinearity	1% of R.O.
Hysteresis	1% of R.O.
Repeatability	0.5% of R.O.
Zero balance	0.5% of R.O.
Terminal resistance, input	700±10Ω
Terminal resistance, output	700±5Ω
Insulation resistance bridge	2000MΩ
Temperature range, compensated	-10~60°C
Temperature range, Safe	-20~80°C
Temperature effect on zero balance	0.1% R.O/10°C
Temperature effect on rated output	0.05% LOAD/10°C
Excitation recommended	10V
Safe overload	150% R.C.
Cable length	50kgf~5tf Ø5mm 4core, 3m 10~200tf Ø7mm 4core, 3m

>DIMENSIONS TABLE

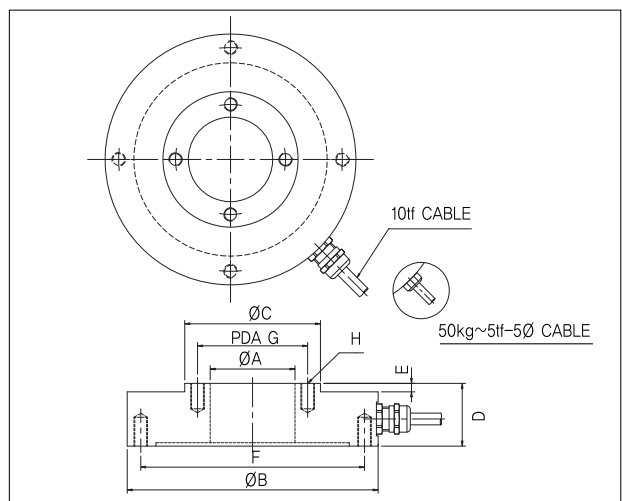
unit:mm

Capacity	ØA	ØB	ØC	D	E	Weight(kg)	
50kgf	10	55	22	15	2	2	
100kgf	10	55	22	15	2		
200kgf	10	55	22	15	2		
500kgf	10	55	22	15	2		
1t	12	68	28	20	1.5		2.5
2t	12	68	28	20	1.5		
3t	12	68	28	20	1.5		
5t	12	68	28	20	1.5		
10t	50	148	80	37	5	3	
20t	70	155	99	43	5	6	
30t	70	155	99	43	5	6	
50t	70	155	99	43	5	6	
100t	110	198	129	43	5	8	
150t	165	278	200	50	8	20	
200t	170	308	212	65	10	27	

★Specifications are subject to change without notice.

>Model CWW11

Center hole type compressor makes it easy to install slim format. Suitable for measuring bolt tension and creates various sizes of orders.



>SPECIFICATIONS

Specifications	Accuracy
Rated capacity(R.C.)	50kgf ~ 500kgf (490.3N ~ 4.903kN) 1t ~ 10t (98.07kN ~ 98.07kN)
Rated output(R.O.)	1.5mV/V ±0.4%
Nonlinearity	1% of R.O.
Hysteresis	1% of R.O.
Repeatability	0.5% of R.O.
Zero balance	0.5% of R.O.
Terminal resistance, input	700±10Ω
Terminal resistance, output	700±5Ω
Insulation resistance bridge	2000MΩ
Temperature range, compensated	-10~60°C
Temperature range, Safe	-20~80°C
Temperature effect on zero balance	0.1% R.O/10°C
Temperature effect on rated output	0.05% LOAD/10°C
Excitation recommended	10V
Safe overload	150% R.C.
Cable length	50kgf~5tf - Ø5mm 4core, 3m 10t - Ø7mm 4core, 3m

>DIMENSIONS TABLE

unit:mm

Capacity	ØA	ØB	ØC	D	E	F	G	H
50kgf (490.3N)	10	55	22	15	2	48	16	2x4-M4 DP6
100kgf (980.7N)	10	55	22	15	2	48	16	2x4-M4 DP6
200kgf (1.961kN)	10	55	22	15	2	48	16	2x4-M4 DP6
500kgf (4.903kN)	10	55	22	15	2	48	16	2x4-M4 DP6
1t (9.807kN)	12	68	28	20	1.5	60	20	2x4-M6 DP10
2t (19.61kN)	12	68	28	20	1.5	60	20	2x4-M6 DP10
3t (29.42kN)	12	68	28	20	1.5	60	20	2x4-M6 DP10
5t (49.03kN)	12	68	28	20	1.5	60	20	2x4-M6 DP10
10t (98.07kN)	50	148	80	37	5	132	65	2x6-M8B DP15